


Name _____

Describe Squares

COMMON CORE STANDARD CC.K.G.4

Analyze, compare, create, and compose shapes.



vertices




sides

© Houghton Mifflin Harcourt Publishing Company

DIRECTIONS 1. Draw and color a square. 2. Place a counter on each corner, or vertex, of the square that you drew. Write how many corners, or vertices. 3. Trace around the sides of the square that you drew. Write how many sides.

Lesson Check (CC.K.G.4)



3



4




5



6



Spiral Review (CC.K.CC.3)



17




18



19



20



14



15



16



17



DIRECTIONS 1. How many vertices does the square have? Mark under your answer. (Lesson 9.4) 2. Count and tell how many pieces of fruit. Mark under your answer. (Lesson 8.2) 3. How many tiles are there? Mark under your answer. (Lesson 7.8)

P178 one hundred seventy-eight