


Name \_\_\_\_\_

# Describe Circles

COMMON CORE STANDARD CC.K.G.4

Analyze, compare, create, and compose shapes.

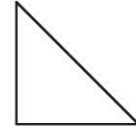
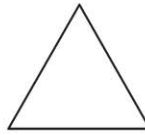




© Houghton Mifflin Harcourt Publishing Company



**DIRECTIONS** 1. Use a pencil to hold one end of a large paper clip on one of the dots in the center. Place another pencil in the other end of the paper clip. Move the pencil around to draw a circle. 2. Color the object that is shaped like a circle.

**Lesson Check** (CC.K.G.4)



**Spiral Review** (CC.K.CC.1, CC.K.CC.3)



50




60



70



80



9



10



11



12



**DIRECTIONS** 1. Which shape has a curve? Mark under your answer. (Lesson 9.2) 2. Point to each set of 10 as you count by tens. Mark under the number that shows how many grapes there are. (Lesson 8.8) 3. How many tiles are there? Mark under your answer. (Lesson 7.2)