

Name _____

HANDS ON

Lesson 5.8

Algebra • Number Pairs to 5

COMMON CORE STANDARD CC.K.OA.3


Understand addition as putting together and adding to, and understand subtraction as taking apart and taking from.



3

=

+



4

=

+



5

=

+

© Houghton Mifflin Harcourt Publishing Company

DIRECTIONS 1–3. Look at the number at the beginning of the addition sentence. Place two colors of cubes on the cube train to show a number pair for that number. Complete the addition sentence to show a number pair. Color the cube train to match the addition sentence.

Lesson Check (CC.K.OA.3)




$5 = 1 + 4$

$6 = 1 + 5$

$5 = 3 + 2$

$6 = 2 + 4$

Spiral Review (CC.K.CC.5, CC.K.CC.6)

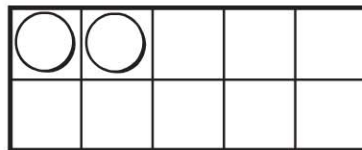


5

6

7

8



DIRECTIONS 1. Which addition sentence shows a pair of numbers that matches the cube train? Mark beside your answer. (Lesson 5.8) 2. Mark under the number that is greater than the number of turtles. (Lesson 4.6) 3. How many more counters would you place to model a way to make 6? Mark under your answer (Lesson 3.1)