

Name _____


HANDS ON

Lesson 5.10


Algebra • Number Pairs for 8

COMMON CORE STANDARD CC.K.OA.3


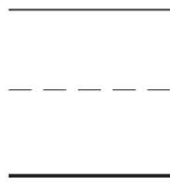
Understand addition as putting together and adding to, and understand subtraction as taking apart and taking from.




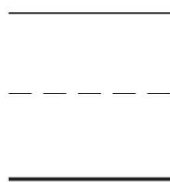
8



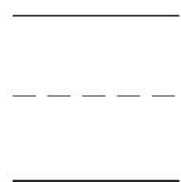
8



8



8



© Houghton Mifflin Harcourt Publishing Company

DIRECTIONS Use two colors of cubes to make a cube train to show the number pairs that make 8. 1–4. Complete the addition sentence to show a number pair for 8. Color the cube train to match the addition sentence in Exercise 4.

Lesson Check (CC.K.OA.3)




$8 = 1 + 7$

$9 = 1 + 8$

$8 = 6 + 2$

$9 = 7 + 2$

Spiral Review (CC.K.CC.6, CC.K.OA.3)




2

3

4

5



DIRECTIONS 1. Which addition sentence shows a pair of numbers that matches the cube train? Mark beside your answer. (Lesson 5.10) 2. Mark under the number that is greater than the number of counters. (Lesson 2.2) 3. How many more counters would you place in the five frame to show a way to make 5? Mark under your answer. (Lesson 1.7)