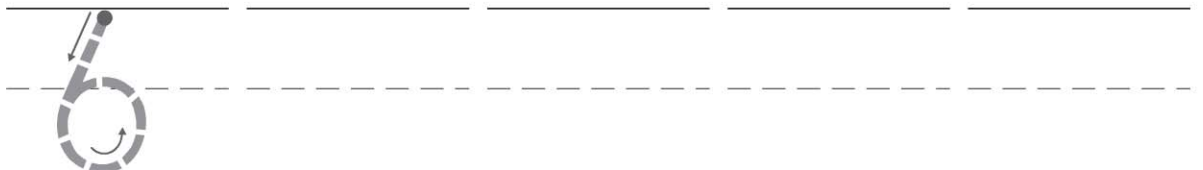
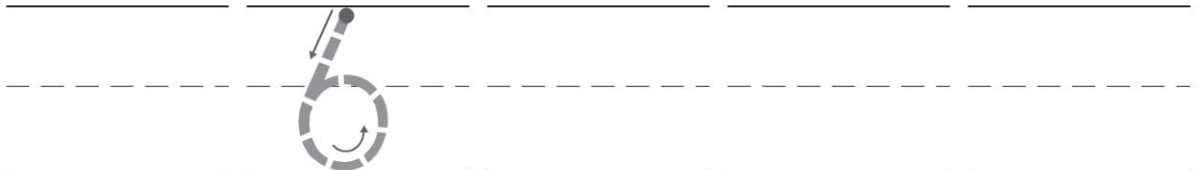

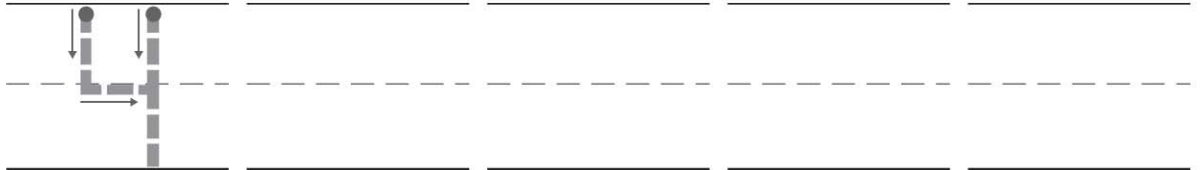
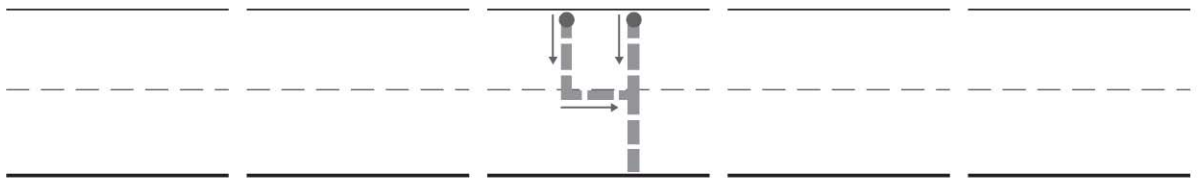
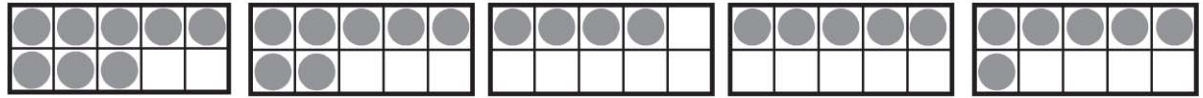


Name _____

Count and Order to 10

COMMON CORE STANDARD CC.K.CC.2

Know number names and the count sequence.



DIRECTIONS 1–2. Count the dots in the ten frames. Trace or write the numbers. Write the numbers in order as you count forward from the dashed number.


Lesson Check (CC.K.CC.2)



4 5 6 8 9

4 5 6 7

Spiral Review (CC.K.CC.6, CC.K.CC.3)



2 3 4 5



4 3 2 1
 four three two one

DIRECTIONS 1. Count forward. Mark under the number that fills the space. (Lesson 4.4) 2. Mark under the number that is less than the number of counters. (Lesson 2.3) 3. How many counters are there? Mark under your answer. (Lesson 1.4)