

Name \_\_\_\_\_


# HANDS ON

## Lesson 2.3

### Less Than

COMMON CORE STANDARD CC.K.CC.6


Compare numbers.



\_\_\_\_\_

-----


\_\_\_\_\_



\_\_\_\_\_

-----


\_\_\_\_\_



\_\_\_\_\_

-----

\_\_\_\_\_



\_\_\_\_\_

-----

\_\_\_\_\_

© Houghton Mifflin Harcourt Publishing Company

**DIRECTIONS** 1–2. Count and tell how many are in each set. Write the numbers. Compare the numbers. Circle the number that is less.

**Lesson Check** (CC.K.CC.6)



2



3





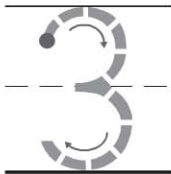
4



5



**Spiral Review** (CC.K.CC.4a, CC.K.CC.4b)



2



3



4



5



**DIRECTIONS** 1. Mark under the number that is less than the number of counters. (Lesson 2.3) 2. Trace the number. How many counters would you place in the five frame to show the number? Mark under your answer. (Lesson 1.3) 3. Count how many birds. Mark under your answer. (Lesson 1.6)