


Name _____


HANDS ON


Lesson 2.2

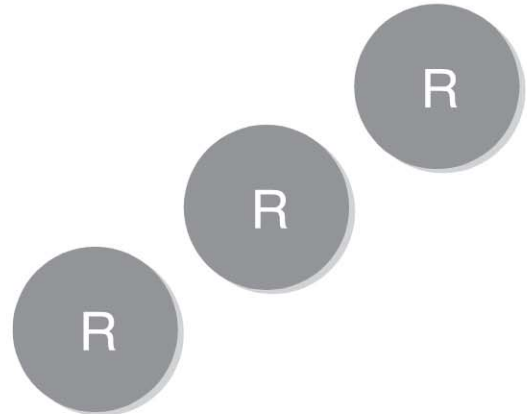
Greater Than

COMMON CORE STANDARD CC.K.CC.6
Compare numbers.









© Houghton Mifflin Harcourt Publishing Company

DIRECTIONS 1–2. Place counters as shown. Y is for yellow, and R is for red. Count and tell how many are in each set. Write the numbers. Compare the numbers. Circle the number that is greater.

Lesson Check (CC.K.CC.6)



1



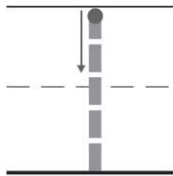


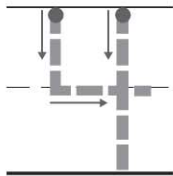
2

3

4



Spiral Review (CC.K.CC.4a)



DIRECTIONS 1. Mark under the number that is greater than the number of counters. (Lesson 2.2) 2–3. Trace the number. How many counters would you place in the five frame to show the number? Mark under your answer. (Lessons 1.3, 1.1)