

Name _____











PROBLEM SOLVING

Lesson 12.6



Problem Solving • Sort and Count

COMMON CORE STANDARD CC.K.MD.3

Classify objects and count the number of objects in each category.

	big	small
		 
	 	  





_____		_____	_____
- - - - -		- - - - -	
_____		_____	_____

big

small

all



_____		_____	_____
- - - - -		- - - - -	
_____		_____	_____



all

© Houghton Mifflin Harcourt Publishing Company

DIRECTIONS Explain how the shapes are sorted. **1.** How many big and small shapes are shown? Write and trace to complete the addition sentence. **2.** How many rectangles and triangles are shown? Write and trace to complete the addition sentence.

Lesson Check (CC.K.MD.3)



circle				
triangle				

- 1 3 5 8

Spiral Review (CC.K.CC.2, CC.K.MD.2)



<input type="radio"/>	<input type="radio"/>	<input type="radio"/>	<input type="radio"/>	<input type="radio"/>



- 17, 19, 20, 18 18, 19, 17, 20
 17, 18, 19, 20 20, 19, 17, 18

DIRECTIONS

1. Look at the shapes on the sorting mat. Which number shows how many circles and triangles there are in all? Mark under your answer. (Lesson 12.6)
2. Which object is lighter than the marker? Mark under your answer. (Lesson 11.4)
3. Which set of numbers is in order? Mark beside your answer. (Lesson 8.3)