

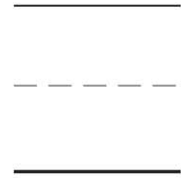
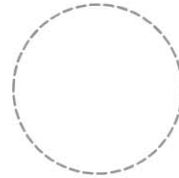
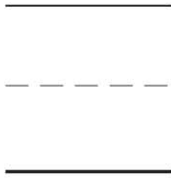
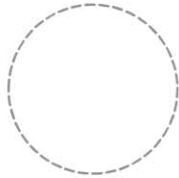
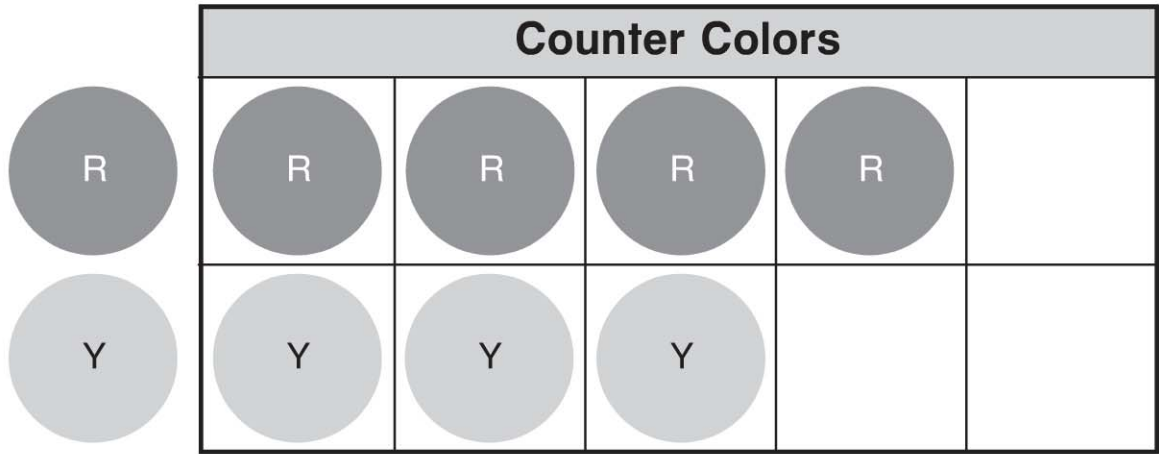
Name _____

Lesson 12.5

Read a Graph

COMMON CORE STANDARD CC.K.MD.3

Classify objects and count the number of objects in each category.



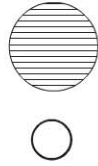

© Houghton Mifflin Harcourt Publishing Company

DIRECTIONS 1. Color the counters to show the categories. R is for red, and Y is for yellow. How many counters are in each category? Write the numbers. 2. Circle the category that has more counters on the graph.

Lesson Check (CC.K.MD.3)



Counter Colors				



Spiral Review (CC.K.OA.3, CC.K.MD.2)

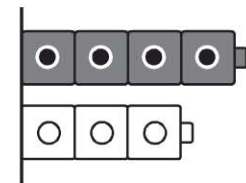
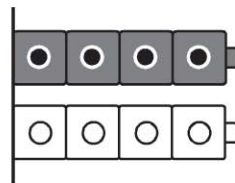
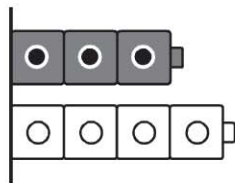
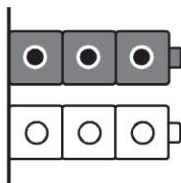


$7 = 3 + 4$

$8 = 3 + 5$

$7 = 6 + 1$

$8 = 6 + 2$



DIRECTIONS 1. Which category has more counters? Mark under your answer. (Lesson 12.5) 2. Which addition sentence shows a numbers pair that matches the cube train? Mark beside your answer. (Lesson 5.10) 3. In which picture is the gray cube train shorter than the white cube train? (Lesson 11.1)