



Name _____


Make a Concrete Graph

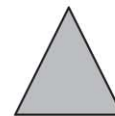
COMMON CORE STANDARD CC.K.MD.3

Classify objects and count the number of objects in each category.

Circles and Triangles					





© Houghton Mifflin Harcourt Publishing Company

DIRECTIONS 1. Place a handful of green circles and triangles on the workspace. Sort and classify the shapes by category. 2. Move the shapes to the graph. Draw and color the shapes. 3. Write how many of each shape.


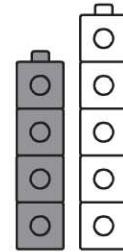
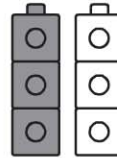
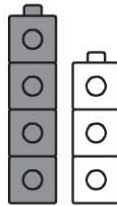
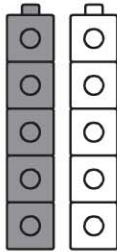
Lesson Check (CC.K.MD.3)



Triangles and Squares				



Spiral Review (CC.K.CC.3, CC.K.MD.2)



DIRECTIONS 1. Which row has five shapes? Mark under your answer. (Lesson 12.4)
 2. Which picture shows that the gray cube tower is shorter than the white cube tower? Mark under your answer. (Lesson 11.2) 3. How many tiles are there? Mark under your answer (Lesson 7.4)