

Name _____

HANDS ON Lesson 12.2

Algebra • Classify and Count by Shape

COMMON CORE STANDARD CC.K.MD.3

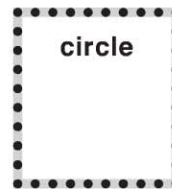

Classify objects and count the number of objects in each category.



triangle	circle



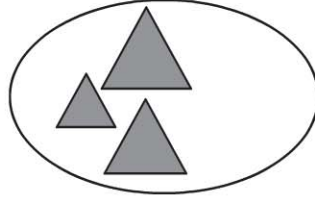
2



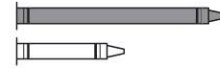

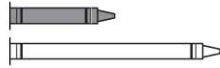
© Houghton Mifflin Harcourt Publishing Company

DIRECTIONS 1. Place a green triangle, blue circle, red triangle and blue circle at the top of the page as shown. Sort and classify the shapes by the category of shape. Draw and color the shapes in each category. 2. Look at the categories in Exercise 1. Count how many in each category. Circle the categories that have two shapes. Write the number.

Lesson Check (CC.K.MD.3)



Spiral Review (CC.K.OA.3, CC.K.MD.2)



$5 = 1 + 4$

$6 = 2 + 4$

$5 = 2 + 3$

$6 = 5 + 1$

DIRECTIONS 1. Look at the set of shapes. Which shape belongs in the same category? Mark under your answer. (Lesson 12.2) 2. Which picture shows that the gray crayon is shorter than the white crayon? Mark under your answer. (Lesson 11.3) 3. Which addition sentence shows a number pair that matches the cube train? Mark beside your answer. (Lesson 5.8)