

Name \_\_\_\_\_

# HANDS ON Lesson 12.1

## Algebra • Classify and Count by Color

COMMON CORE STANDARD CC.K.MD.3



Classify objects and count the number of objects in each category.



<b>yellow</b>	<b>red</b>
---------------	------------



3

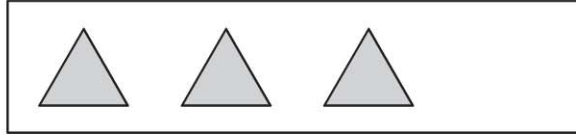


_____
-----
_____


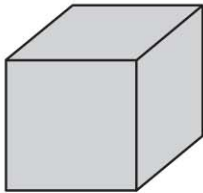
© Houghton Mifflin Harcourt Publishing Company

**DIRECTIONS** 1. Place a yellow square, red triangle, red rectangle, yellow square, and red triangle at the top of the page as shown. Sort and classify the shapes by the category of color. Draw and color the shapes in each category. 2. Look at the categories in Exercise 1. Count how many in each category. Circle the category that has 3 shapes. Write the number.

**Lesson Check** (CC.K.MD.3)



**Spiral Review** (CC.K.CC.3, CC.K.G.4)



20



19



18



17



**DIRECTIONS** 1. Look at the set of shapes. Which shape belongs in the same category? Mark under your answer. (Lesson 12.1) 2. Which shape does not stack? Mark under your answer. (Lesson 10.1) 3. Count and tell how many pieces of fruit. Mark under your answer. (Lesson 8.2)