

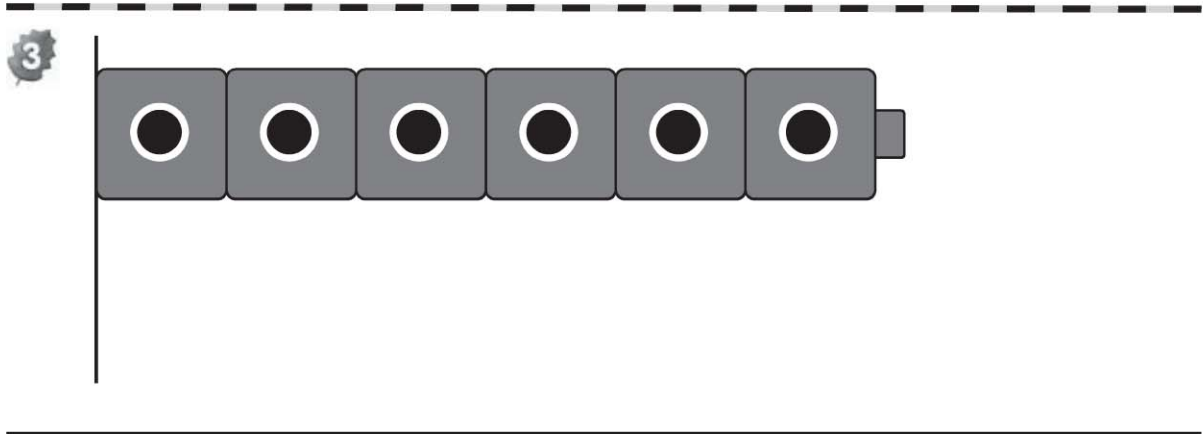
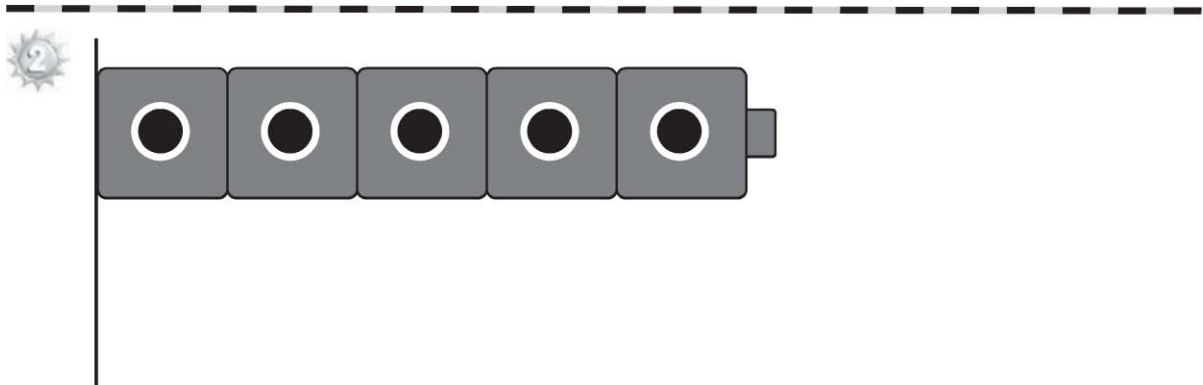
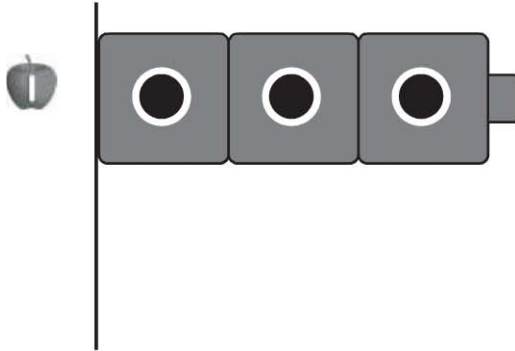
Name _____

HANDS ON Lesson 11.1

Compare Lengths

COMMON CORE STANDARD CC.K.MD.2

Describe and compare measurable attributes.

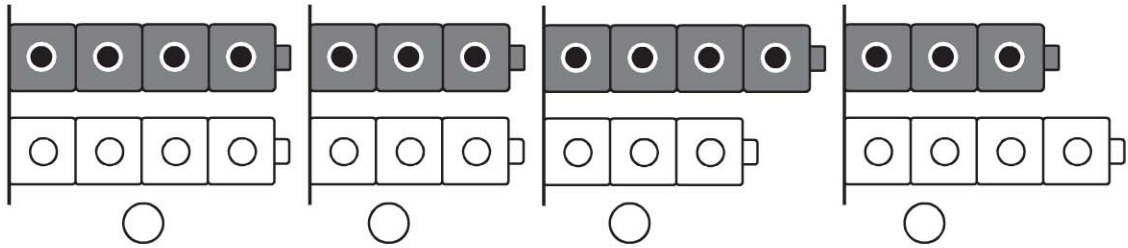


© Houghton Mifflin Harcourt Publishing Company

DIRECTIONS 1. Make a cube train that is longer than the cube train shown. Draw and color the cube train. 2. Make a cube train that is shorter than the cube train shown. Draw and color the cube train. 3. Make a cube train that is about the same length as the cube train shown. Draw and color the cube train.

Lesson Check (CC.K.MD.2)

1


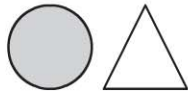


Spiral Review (CC.K.G.2, CC.K.G.4)

2



3



DIRECTIONS 1. Which picture shows that the gray cube train is longer than the white cube train? Mark under your answer. (Lesson 11.1) 2. Which shape is a sphere? Mark under your answer. (Lesson 10.2) 3. Which two shapes each have three sides? Mark under your answer. (Lesson 9.11)