

Name _____

HANDS ON Lesson 1.5

Model and Count 5

COMMON CORE STANDARD CC.K.CC.4a

Count to tell the number of objects.



--	--	--	--	--



--	--	--	--	--



--	--	--	--	--

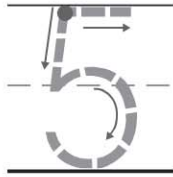


--	--	--	--	--


© Houghton Mifflin Harcourt Publishing Company

- DIRECTIONS** 1. Place counters to show five. Draw the counters. Write the number. 2. Place counters to show three. Draw the counters. Write the number. 3. Place counters to show four. Draw the counters. Write the number. 4. Place counters to show five. Draw the counters. Write the number.


Lesson Check (CC.K.CC.4a)



--	--	--	--	--









Spiral Review (CC.K.CC.3)



1

2

3

4



1

2

3

4

DIRECTIONS 1. Trace the number. How many counters would you place in the five frame to show the number? Mark under your answer.

(Lesson 1.5) 2. Count and tell how many cars. Mark under your answer.

(Lesson 1.4) 3. Count and tell how many fish. Mark under your answer.

(Lesson 1.2)

P12 twelve