







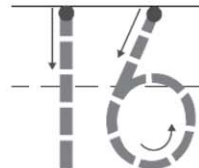
Name _____

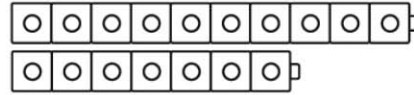
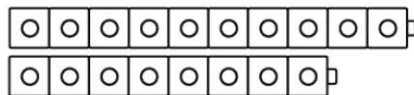
Chapter 8 Extra Practice

Lessons 8.1 – 8.4 (pp. 309–323)









DIRECTIONS 1. Count and tell how many pieces of fruit. Write the number. 2. Count the dots in the ten frames. Write the numbers. 3. Look at the numbers you wrote in Exercise 2. Trace and write those numbers in order. 4. Gina has 18 cubes. She has a number of cubes one greater than Oscar. Compare the sets of cubes. Which set is larger? Write how many in each set. Circle the greater number.

Lessons 8.5 – 8.8 (pp. 325–340)



31	32	33	34	35	36	37	38	39	40
41	42	43	44	45	46	47	48	49	50
51	52	53	54	55	56	57	58	59	60
61	62	63	64	65	66	67	68	69	70
71	72	73	74	75	76	77	78	79	80
81	82	83	84	85	86	87	88	89	90
91	92	93	94	95	96	97	98	99	100



80

90

100

DIRECTIONS 1. Point to each number as you count forward from 31 to 50. Draw a line under the number 50. Point to each number as you count forward from 50 to 100. Circle the number 100. Color the boxes of all the numbers that end with a zero. Count by tens as you point to the numbers in the boxes you colored. 2. Point to each set of 10 as you count by tens. Circle the number that shows how many.

P168 one hundred sixty eight