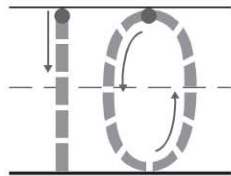
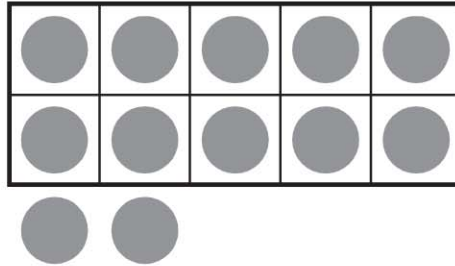


Name _____


Chapter 7 Extra Practice

Lessons 7.1-7.5 (pp. 261-280)



ones and _____

ones









© Houghton Mifflin Harcourt Publishing Company

DIRECTIONS 1. Look at the counters. How many ones are in the ten frame? Trace the number. How many more ones are there? Write the number. 2. Count and tell how many. Write the number. 3. Look at the ten ones and some more ones in Exercise 2. Complete the addition sentence to match.

Lessons 7.6 - 7.10 (pp. 281-300)



_____ hearts



<table style="width: 100%; border-collapse: collapse;"> <tr><td style="width: 20px; height: 20px; background-color: gray;"></td><td style="width: 20px; height: 20px; background-color: gray;"></td><td style="width: 20px; height: 20px; background-color: gray;"></td><td style="width: 20px; height: 20px; background-color: gray;"></td><td style="width: 20px; height: 20px; background-color: gray;"></td></tr> <tr><td style="width: 20px; height: 20px; background-color: gray;"></td><td style="width: 20px; height: 20px; background-color: gray;"></td><td style="width: 20px; height: 20px; background-color: gray;"></td><td style="width: 20px; height: 20px; background-color: gray;"></td><td style="width: 20px; height: 20px; background-color: gray;"></td></tr> </table>											<table style="width: 100%; border-collapse: collapse;"> <tr><td style="width: 20px; height: 20px; background-color: gray;"></td><td style="width: 20px; height: 20px; background-color: gray;"></td><td style="width: 20px; height: 20px; background-color: gray;"></td><td style="width: 20px; height: 20px; background-color: gray;"></td><td style="width: 20px; height: 20px; background-color: gray;"></td></tr> <tr><td style="width: 20px; height: 20px; background-color: gray;"></td><td style="width: 20px; height: 20px; background-color: gray;"></td><td style="width: 20px; height: 20px; background-color: gray;"></td><td style="width: 20px; height: 20px; background-color: gray;"></td><td style="width: 20px; height: 20px;"></td></tr> </table>											<p>_____</p> <p>_____</p> <p>_____</p>



<p>_____</p> <p>_____</p> <p>_____</p>		<p>_____</p> <p>_____</p> <p>_____</p>		<p>_____</p> <p>_____</p> <p>_____</p>
--	--	--	--	--

DIRECTIONS 1. Maya has 15 stickers. She places them on a page in rows of 5. There are 2 flowers and 3 hearts in each row. How many hearts are on the page? Draw to solve the problem. Write how many hearts are on the page.
 2. Count and tell how many. Write the number. 3. Look at the ten frames in Exercise 2. Complete the addition sentence to match.

P148 one hundred forty-eight