

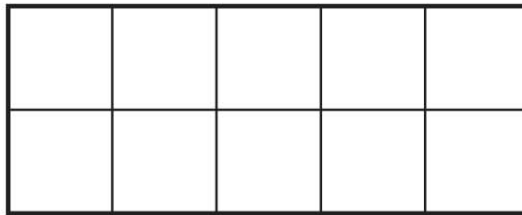
Name _____

Chapter 6 Extra Practice

Lessons 6.1 - 6.2 (pp. 225-232)



take away






DIRECTIONS 1. Tell a subtraction word problem about the children. Write the number that shows how many children in all. Write the number that shows how many children are leaving. Write the number that shows how many children are left. 2. Listen to the subtraction word problem. Jamal has eight counters. Two of his counters are yellow. The rest of his counters are red. How many counters are red? Draw and color eight counters in the ten frame. Write the number that shows how many in all. Write the number that shows how many are yellow. Write the number that shows how many are red.


Lessons 6.3 - 6.7 (pp. 233-252)

1




Tracing practice for numbers 3 and 1. Includes a large number 3 with directional arrows, a dashed number 1 with a downward arrow, and blank lines for writing.

2



Tracing practice for numbers 3 and 5. Includes a dashed number 3, a dashed number 5 with directional arrows, and blank lines for writing.

3



Tracing practice for an addition sign (+) and blank lines for writing.



Tracing practice for a subtraction sign (-) and blank lines for writing.

DIRECTIONS 1. Tell a subtraction word problem about the kittens. Trace the numbers and the symbols. Write the number that shows how many kittens are left. 2. Tell a subtraction word problem about the ducks. Draw more ducks to show how many you started with. Write the number to complete the subtraction sentence. 3. Tell addition and subtraction word problems. Use cubes to add and subtract. Complete the number sentences.