

Name _____

COMMON CORE STANDARDS CC.K.OA.1, CC.K.OA.2,
CC.K.OA.3, CC.K.OA.4, CC.K.OA.5

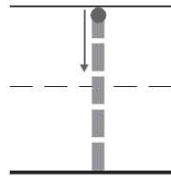
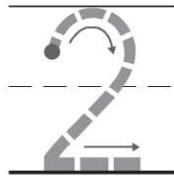

Chapter 5 Extra Practice

Lessons 5.1 - 5.3 (pp. 169-180)



R	R	R	R	Y
Y	Y	Y	Y	Y


and



© Houghton Mifflin Harcourt Publishing Company

DIRECTIONS 1. Place counters in the ten frame as shown. R is for red, and Y is for yellow. How many of each color counter? Write the numbers. 2. Tell an addition word problem about the puppies. Trace the numbers and the symbols. Write the number that shows how many puppies there are now.

Lesson 5.4 - 5.12 (pp. 181-216)



$$3 + 1 = \underline{\quad}$$



$$\underline{\quad} + 2 = 7$$



$$10 + \underline{\quad} = \underline{\quad}$$

DIRECTIONS 1. Place cubes as shown. B is for blue, and Y is for yellow. Tell an addition word problem. Model to show the cubes put together. Draw the cube train. Trace and write to complete the addition sentence. 2. Tell an addition word problem. Circle the set being added. Write and trace to complete the addition sentence. 3. Use two colors of cubes to build a cube train to show a number pair that makes 10. Complete the addition sentence to show a number pair for 10. Color the cube train to match the addition sentence.