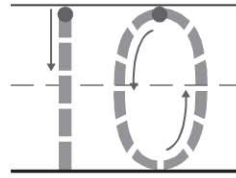
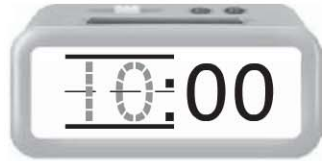
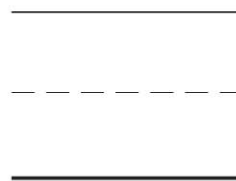


Name \_\_\_\_\_

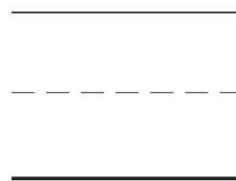
**Use a Digital Clock**



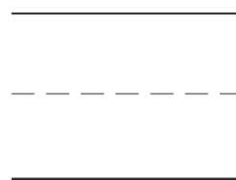
\_\_\_\_\_ o'clock



\_\_\_\_\_ o'clock



\_\_\_\_\_ o'clock



\_\_\_\_\_ o'clock



**DIRECTIONS** 1. Trace the hour number on the digital clock. Trace to show another way to write that time. 2-4. Trace the hour number on the digital clock. Show another way to write that time.

5



\_\_\_\_\_  
\_\_\_\_\_  
\_\_\_\_\_

**o'clock**

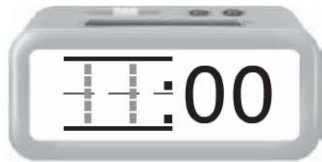
6



\_\_\_\_\_  
\_\_\_\_\_  
\_\_\_\_\_

**o'clock**

7



\_\_\_\_\_  
\_\_\_\_\_  
\_\_\_\_\_

**o'clock**

8



\_\_\_\_\_  
\_\_\_\_\_  
\_\_\_\_\_

**o'clock**

**DIRECTIONS** 5–8. Trace the hour number on the digital clock. Show another way to write that time.



**HOME ACTIVITY** • Ask your child to explain or draw what a digital clock looks like at 3:00.