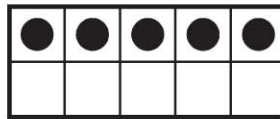


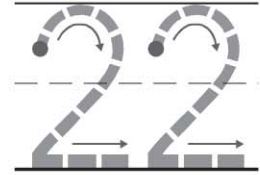
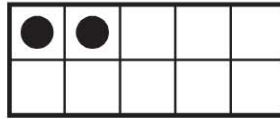










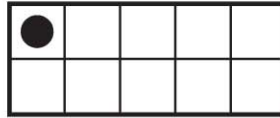


Name _____

Read and Write Numbers 20 to 30





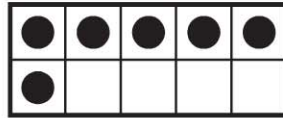






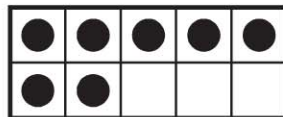




DIRECTIONS How many counters are there? 1. Trace the number.
2-5. Write the number.

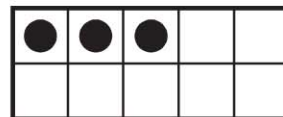


6




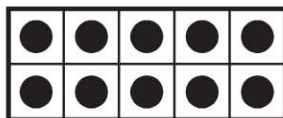
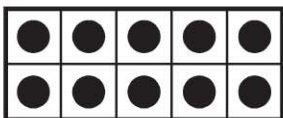
7



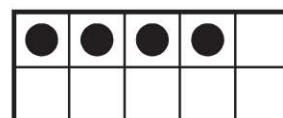


8



9



10



DIRECTIONS 6–10. How many counters are there? Write the number.



HOME ACTIVITY • Give your child 20 to 30 paper clips. Have your child count the paper clips and write how many.