













Name \_\_\_\_\_

### Subtract to Compare

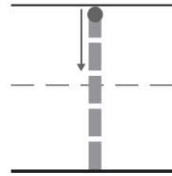
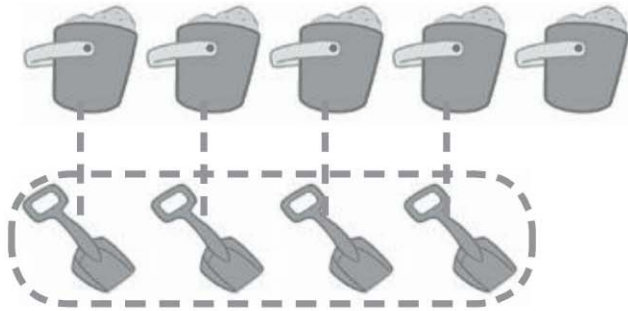
1     **more** 

2    \_\_\_\_\_  
 \_\_\_\_\_  
 \_\_\_\_\_ **more** 

3   \_\_\_\_\_  
 \_\_\_\_\_  
 \_\_\_\_\_ **more** 

© Houghton Mifflin Harcourt Publishing Company

**DIRECTIONS** 1. Trace the lines to match the objects in the top row to the objects in the bottom row. Compare the sets. Trace the circle that shows the set with more objects. Trace the number. 2–3. Draw lines to match the objects in the top row to the objects in the bottom row. Compare the sets. Circle the set that has more objects. Write how many more.



fewer



5



fewer



6



fewer



**DIRECTIONS** 4. Trace the lines to match the objects in the top row to the objects in the bottom row. Compare the sets. Trace the circle that shows the set with fewer objects. Trace the number. 5-6. Draw lines to match the objects in the top row to the objects in the bottom row. Compare the sets. Circle the set that has fewer objects. Write how many fewer.



**HOME ACTIVITY** • Show your child a row of seven pennies and a row of three nickels. Have your child compare the sets, identify which has fewer coins, and tell how many fewer. Repeat with other sets of coins up to ten.