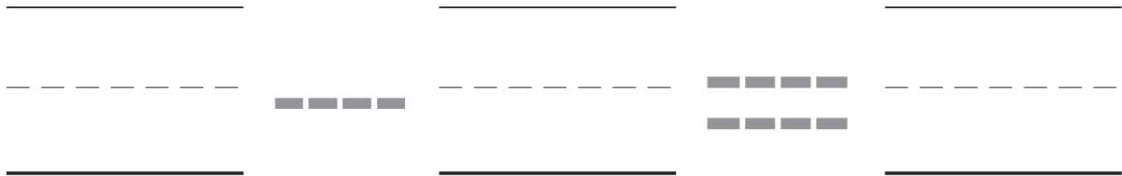
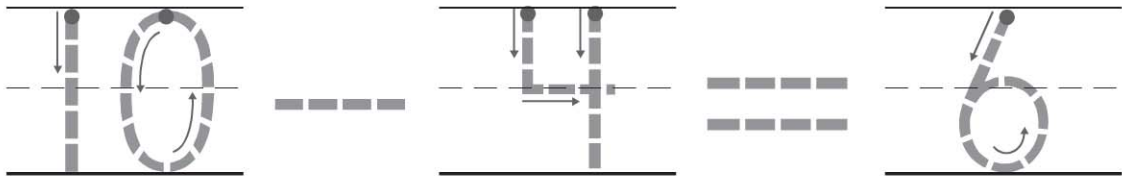
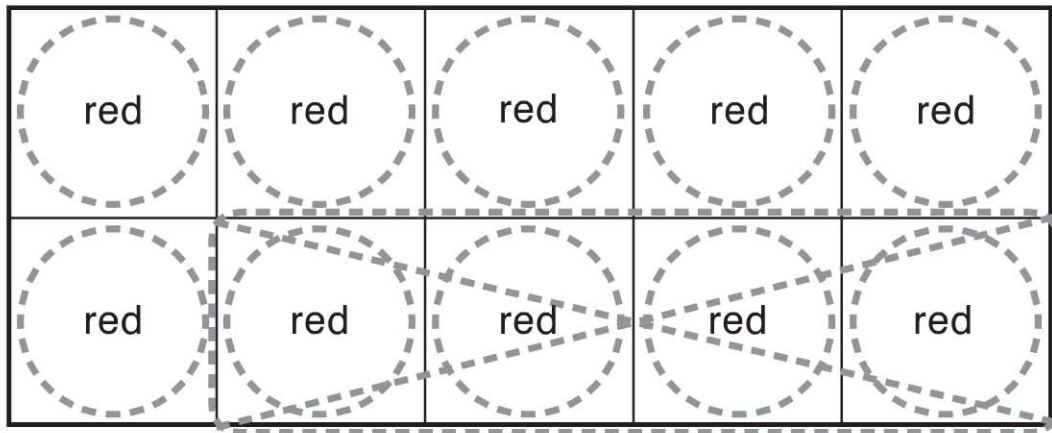


Name _____

Subtract on a Ten Frame



DIRECTIONS 1. Place 10 counters as shown on the ten frame. Take away 4 counters. Trace the circle around the set of counters that you took away. Trace the X on that set. Trace the subtraction sentence. 2. Place 10 counters on the ten frame. Draw the counters. Take away some counters. Circle the set of counters that you took away. Mark an X on that set. Complete the subtraction sentence.

3



DIRECTIONS 3–4. Place 10 counters on the ten frame. Draw the counters. Take away some counters. Circle the set of counters that you took away. Mark an X on that set. Complete the subtraction sentence.



HOME ACTIVITY • Give your child ten household objects, such as buttons. Have your child take some of the objects away. Then have him or her tell the subtraction sentence.