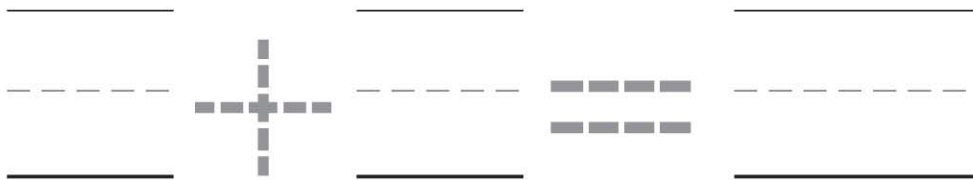
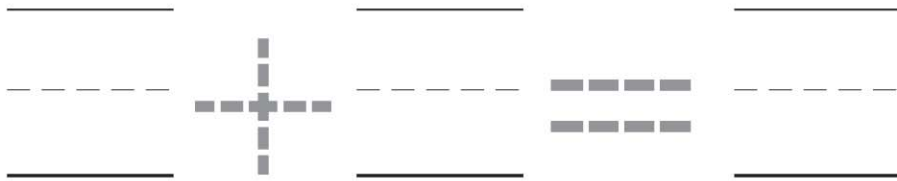

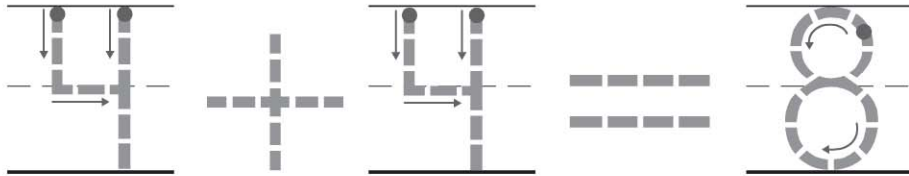




Name \_\_\_\_\_

**Equal Sets**




© Houghton Mifflin Harcourt Publishing Company

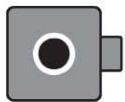
**DIRECTIONS** Count the cubes. Use cubes to make an equal set.  
**1.** Trace the cubes. Trace the addition sentence. **2–3.** Draw the cubes. Write and trace to complete the addition sentence.



_____		_____		_____
- - - - -	+	- - - - -	=	- - - - -
_____		_____		_____



_____		_____		_____
- - - - -	+	- - - - -	=	- - - - -
_____		_____		_____



_____		_____		_____
- - - - -	+	- - - - -	=	- - - - -
_____		_____		_____

**DIRECTIONS** 4-6. Count the cubes. Use cubes to make an equal set. Draw the cubes. Write and trace to complete the addition sentence.



**HOME ACTIVITY** • Have your child show equal sets by holding up an equal number of fingers on each hand. Then have your child say the addition sentence.