

Lesson 11.3

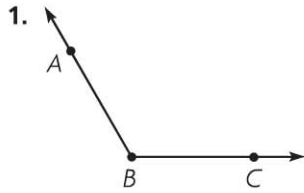
Name _____

Measure and Draw Angles

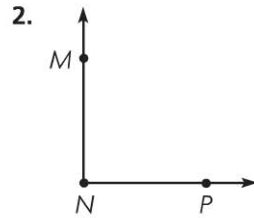
COMMON CORE STANDARD CC.4.MD.6

Geometric measurement; understand concepts of angle and measure angles.

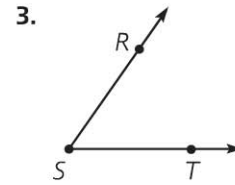
Use a protractor to find the angle measure.



$m\angle ABC = 120^\circ$



$m\angle MNP = \underline{\hspace{2cm}}$



$m\angle RST = \underline{\hspace{2cm}}$

Use a protractor to draw the angle.

4. 40°

5. 170°

Draw an example of each. Label the angle with its measure.

6. a right angle

7. an acute angle

© Houghton Mifflin Harcourt Publishing Company

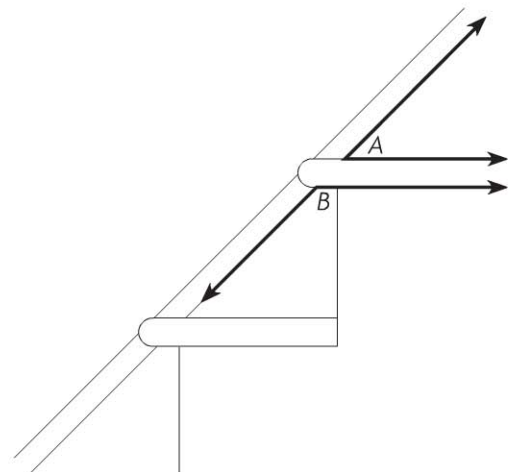
Problem Solving



The drawing shows the angles a stair tread makes with a support board along a wall. Use your protractor to measure the angles.

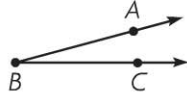
8. What is the measure of $\angle A$? _____

9. What is the measure of $\angle B$? _____



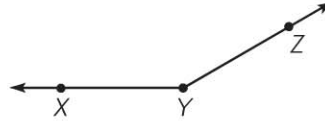
Lesson Check (CC.4.MD.6)

1. What is the measure of $\angle ABC$?



- (A) 15° (C) 155°
 (B) 25° (D) 165°

2. What is the measure of $\angle XYZ$?



- (A) 20° (C) 150°
 (B) 30° (D) 160°

Spiral Review (CC.4.NBT.6, CC.4.NF.3c, CC.4.MD.5a, CC.4.G.1)

3. Derrick earned \$1,472 during the 4 weeks he had his summer job. If he earned the same amount each week, how much did he earn each week?

(Lesson 4.10)


- (A) \$360
 (B) \$368
 (C) \$3,680
 (D) \$5,888

4. Arthur baked $1\frac{7}{12}$ dozen muffins. Nina baked $1\frac{1}{12}$ dozen muffins. How many dozen muffins did they bake in all?

(Lesson 7.7)

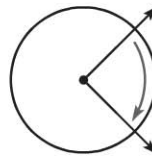
- (A) $3\frac{2}{3}$
 (B) $2\frac{2}{3}$
 (C) $2\frac{1}{2}$
 (D) $\frac{6}{12}$

5. Trisha drew the figure below. What figure did she draw? (Lesson 10.1)



- (A) line segment ST
 (B) ray ST
 (C) ray TS
 (D) line TS

6. Which describes the turn shown by the angle? (Lesson 11.1)



- (A) 1 full turn clockwise
 (B) $\frac{3}{4}$ turn clockwise
 (C) $\frac{1}{2}$ turn clockwise
 (D) $\frac{1}{4}$ turn clockwise