

Name \_\_\_\_\_

## Chapter 2 Extra Practice

### Lesson 2.1

Use the Pets tables for 1–2.

- Manny collected data about pets owned by students in his class. Complete Manny's tally table and frequency table.

Pets		
Pets	Tally	
Cat		4
Dog		2
Bird		1
Fish		1

- How many more students have cats than have dogs and birds combined?

\_\_\_\_\_

### Lessons 2.2 - 2.3


Use the Seashells picture graph for 1–3.

- Maggie has a picture graph that shows the seashells she collected. How many seashells did Maggie collect in all?

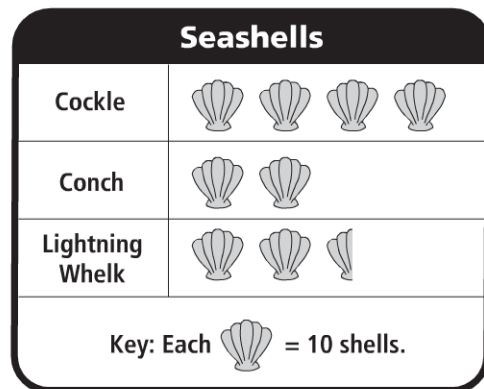
\_\_\_\_\_

- How many more cockle shells did she collect than lightning whelks?

\_\_\_\_\_

- What if the key were "Each  = 5 shells?" How many pictures would there be for conch?

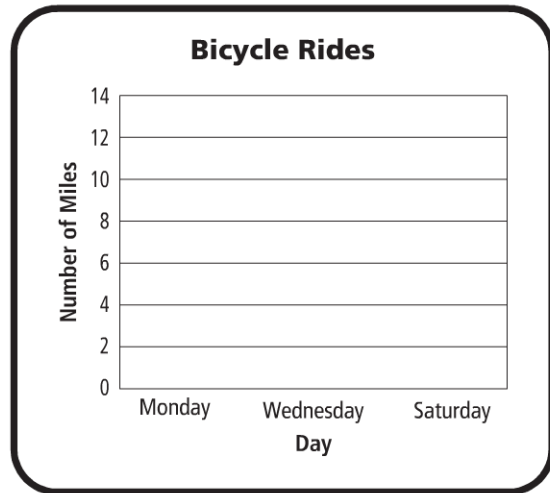
\_\_\_\_\_



## Lessons 2.4 - 2.6

Use the Bicycle Rides frequency table for 1–3.

Bicycle Rides	
Day	Number of Miles
Monday	4
Wednesday	9
Saturday	12



- The frequency table shows the number of miles Sean rode on his bicycle. Use the data in the frequency table to complete the bar graph.
- How many more miles did Sean ride on Saturday than on Monday?
- Write a number sentence to show how many miles in all Sean rode on his bicycle.

---




---

## Lesson 2.7

Use the Number of Beads line plot for 1–3.

- Kim is making bead necklaces. She records the number of beads on the different necklaces on a line plot. How many necklaces have exactly 50 beads?



- How many necklaces have fewer than 40 beads?
- How many necklaces have 50 or more beads?

---



---