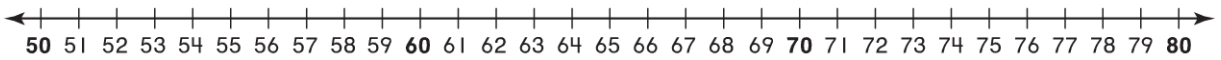


Chapter 5 Extra Practice

Lessons 5.1 - 5.2 (pp. 229-236)

Break apart the number you are subtracting.
Write the difference.



1. $73 - 7 = \underline{\quad}$

2. $65 - 7 = \underline{\quad}$

3. $64 - 8 = \underline{\quad}$

4. $75 - 18 = \underline{\quad}$

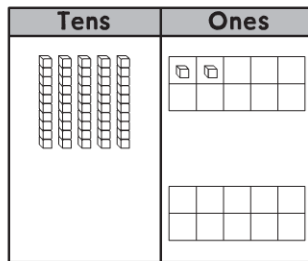
5. $72 - 12 = \underline{\quad}$

6. $74 - 19 = \underline{\quad}$

Lesson 5.3 (pp. 237-240)

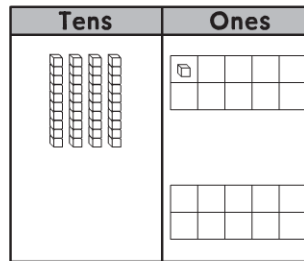
Draw to show the regrouping. Write the difference two ways.
Write the tens and ones. Write the number.

1. Subtract 7 from 52.



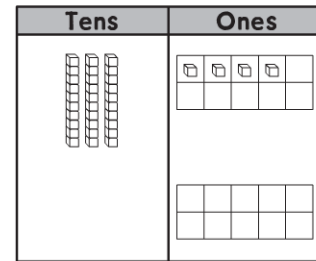
_____ tens _____ ones

2. Subtract 28 from 41.



_____ tens _____ ones

3. Subtract 16 from 34.



_____ tens _____ ones

Lesson 5.4 (pp. 241–244)

Draw a quick picture to solve.

Write the difference.

1.

Tens	Ones
□	□
4	5
— 1	9

Tens	Ones

2.

Tens	Ones
□	□
5	3
— 2	6

Tens	Ones

Lessons 5.5 - 5.6 (pp. 245–251)

Write the difference.

1.

$$\begin{array}{r|l} 7 & 3 \\ - 2 & 8 \\ \hline \end{array}$$

2.

$$\begin{array}{r|l} 9 & 5 \\ - 4 & 7 \\ \hline \end{array}$$

3.

$$\begin{array}{r} 60 \\ - 48 \\ \hline \end{array}$$

4.

$$\begin{array}{r} 49 \\ - 24 \\ \hline \end{array}$$

Lesson 5.11 (pp. 269–272)

Complete the bar models for the steps you do to solve the problem.

1. Ryan buys a pack of 30 stickers. His mom gives him 14 stickers. How many more stickers does he need to have 62 stickers in all?

_____	_____
-------	-------

_____	_____
-------	-------

_____ more stickers