

Name \_\_\_\_\_

## HANDS ON Lesson 6.10

### Model, Read, and Write Numbers from 110 to 120

COMMON CORE STANDARD CC.1.NBT.1

Extend the counting sequence.

Use  to model the number.  
Write the number.

1.



\_\_\_\_\_

2.




\_\_\_\_\_

3.



\_\_\_\_\_

4.



\_\_\_\_\_

5.



\_\_\_\_\_

6.



\_\_\_\_\_

### PROBLEM SOLVING REAL WORLD

Choose a way to solve. Draw or write to explain.

7. Dave collects rocks. He makes 12 groups of 10 rocks and has none left over. How many rocks does Dave have?

\_\_\_\_\_ rocks

**Lesson Check** (CC.1.NBT.1)

1. What number does the model show?



117

115

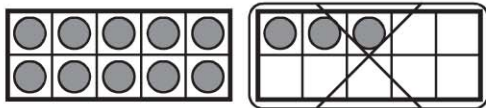
113

109

**Spiral Review** (CC.1.OA.6)

2. Which way shows how to make a ten to solve  $13 - 7$ ? (Lesson 4.5)

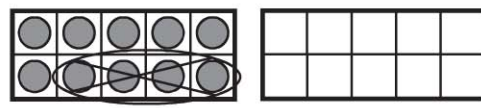
**Step 1**



$10 - 3$

$10 - 3 - 4$

**Step 2**



$13 - 3$

$13 - 3 - 4$

3. What is the difference? (Lesson 2.9)

$$\begin{array}{r} 9 \\ - 4 \\ \hline \end{array}$$

4

5

9

13