

Name _____

HANDS ON Lesson 4.4


Use 10 to Subtract

COMMON CORE STANDARD CC.1.OA.6
Add and subtract within 20.

Use  and ten frames. Make a ten to subtract.
Draw to show your work.

1.


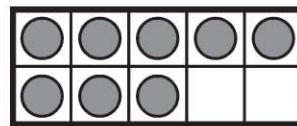
$$12 - 9 = \underline{\quad?}$$



$$12 - 9 = \underline{\quad}$$

2.

$$12 - 8 = \underline{\quad?}$$


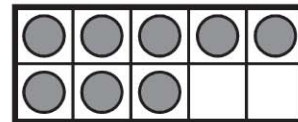


$$12 - 8 = \underline{\quad}$$

PROBLEM SOLVING REAL WORLD

Solve. Use the ten frames to make a ten to help you subtract.

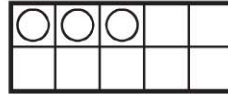

3. Marta has 15 stickers.
8 are blue and the rest are red.
How many stickers are red?



_____ stickers

Lesson Check (CC.1.OA.6)

1. Which subtraction sentence do the ten frames show?



$13 - 3 = 10$


$13 - 9 = 4$

$14 - 4 = 10$

$14 - 5 = 9$

Spiral Review (CC.1.OA.6)

2. What addition sentence does this model show? (Lesson 3.8)



$3 + 2 = 5$

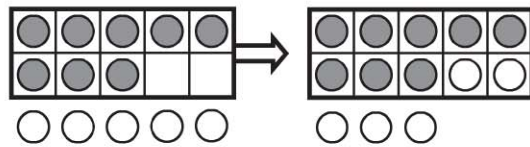
$5 + 2 = 7$

$10 + 1 = 11$

$11 + 1 = 12$

3. Which way shows how to make a ten to find $8 + 5$?

(Lesson 3.9)



$5 + 3 + 2$

$8 + 2 + 3$

$10 + 2 + 3$

$10 + 3 + 2$