

Name \_\_\_\_\_


## Lesson 12.4

### Halves

COMMON CORE STANDARD CC.1.G.3  
Reason with shapes and their attributes.

Circle the shapes that show halves.

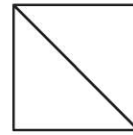
1.



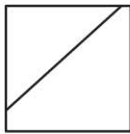
2.



3.



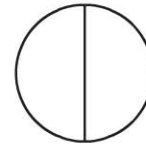
4.




5.



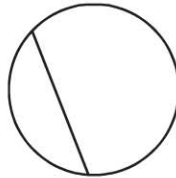
6.



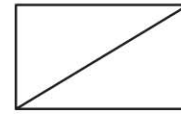
7.



8.



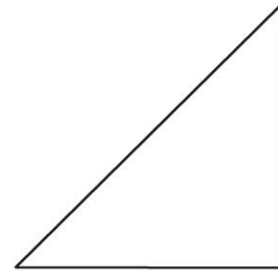
9.



### PROBLEM SOLVING REAL WORLD

Draw or write to solve.

10. Kate cut a square into equal shares. She traced one of the parts. Write **half of** or **halves** to name the part.

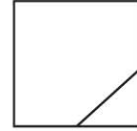

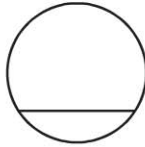


\_\_\_\_\_  
\_\_\_\_\_  
\_\_\_\_\_

a square

**Lesson Check** (CC.1.G.3)

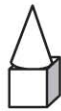
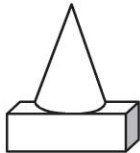
1. Which shows halves?




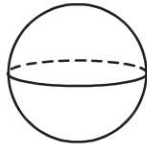
**Spiral Review** (CC 1.G.1, CC 1.G.2,)

2. Which new shape can you make? (Lesson 11.2)

Combine and .



3. Which shape has both flat and curved surfaces? (Lesson 11.1)



4. How many  $\triangle$  do you use to make a  $\triangle$ ? (Lesson 12.3)

8

6

4

3