


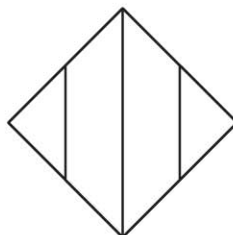

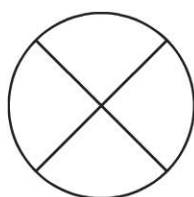
Name \_\_\_\_\_

**Equal or Unequal Parts**

**COMMON CORE STANDARD** CC.1.G.3  
Reason with shapes and their attributes.

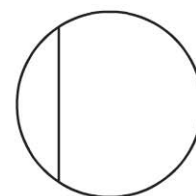

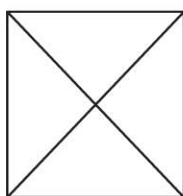
**Color the shapes that show unequal shares.**

1.



**Color the shapes that show equal shares.**


2.



**PROBLEM SOLVING** REAL WORLD



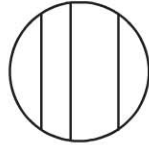
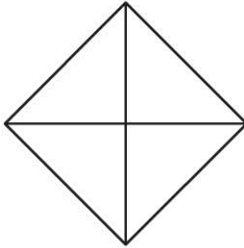
Draw lines to show the parts.

3. 4 equal shares






**Lesson Check** (CC.1.G.3)

1. Which shows unequal shares?




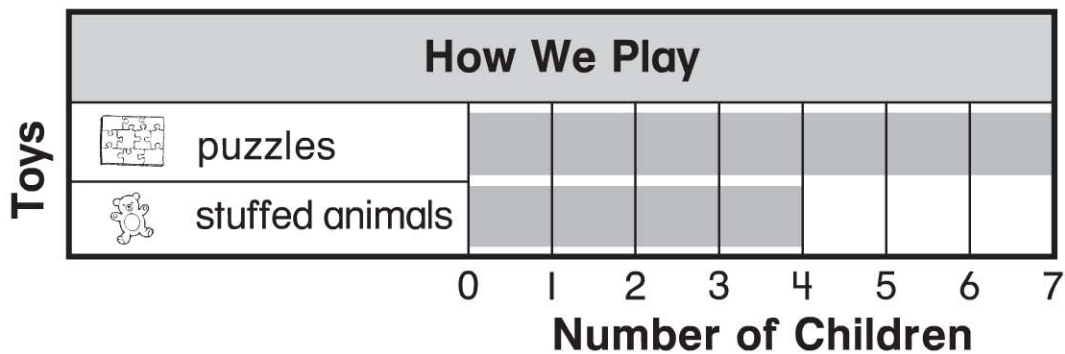
**Spiral Review** (CC.1.MD.4)

2. Which food did the most children choose? (Lesson 10.6)

Our Favorite Breakfast			Total
	eggs		4
	waffles		3
	pancakes		6



3. Use the graph. How many children chose  ? (Lesson 10.3)



2 children

3 children

4 children

6 children