

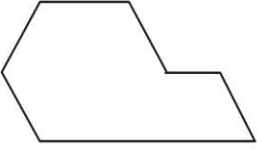
Name _____

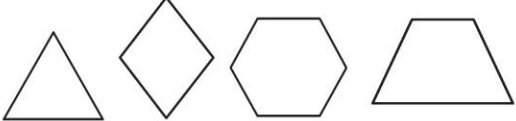
HANDS ON Lesson 12.6

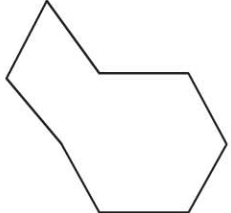
Find Shapes in Shapes

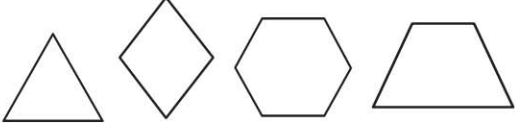
COMMON CORE STANDARD CC.1.G.2
Reason with shapes and their attributes.


Use two pattern blocks to make the shape.
Draw a line to show your model. Circle the blocks you use.

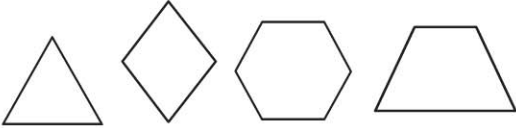
1. 




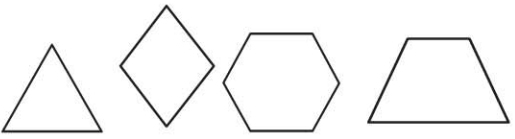
2. 



3. 



4. 



PROBLEM SOLVING REAL WORLD

Make the shape to the right. Use the number of pattern blocks listed in the exercise. Write how many of each block you use.

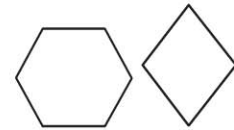
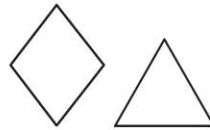
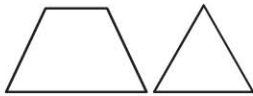
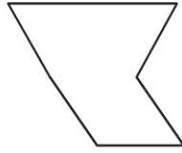


5. Use 3 blocks.

___  ___  ___  ___ 

Lesson Check (CC.1.G.2)

1. Which two pattern blocks can make this shape?



Spiral Review (CC.1.MD.3, CC.1.MD.4, CC.1.G.1)

2. What time is it? (Lesson 9.8)



2:00

2:30

3:00

3:30

3. Which tally marks show the number 8? (Lesson 10.5)



4. How many vertices does a have? (Lesson 12.2)

4

3

2

1