

Name _____

PROBLEM SOLVING Lesson 12.5

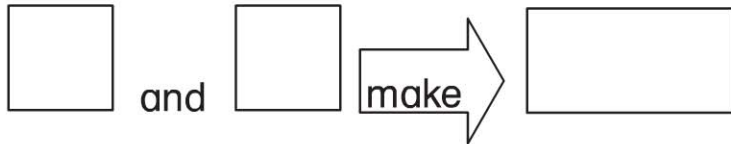
Problem Solving • Make New Two-Dimensional Shapes

COMMON CORE STANDARD CC.1.G.2
Reason with shapes and their attributes.

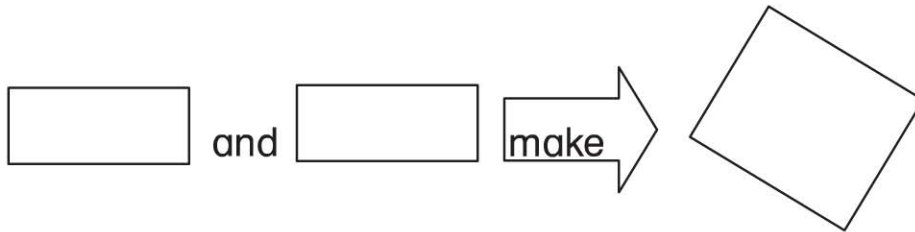
Use shapes to solve.
Draw to show your work.

1. Use  to make a .

Step 1. Combine shapes to make a new shape.

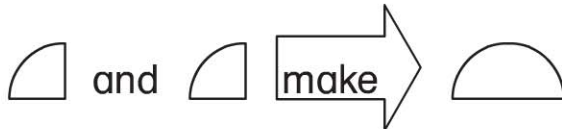


Step 2. Then use the new shape.

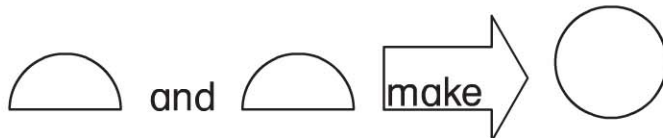


2. Use  to make a .

Step 1. Combine shapes to make a new shape.



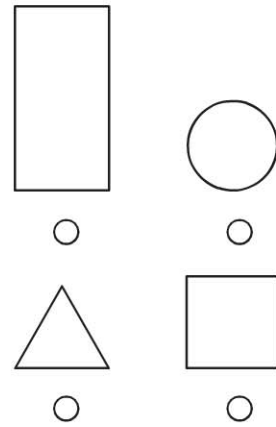
Step 2. Then use the new shape.





Lesson Check (CC.1.G.2)

1. Which new shape could you make?

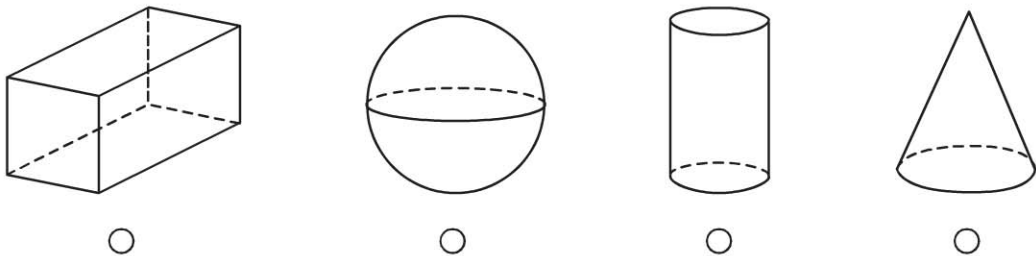
Step 1.
Combine  and  to make .



Step 2.
Then use  and .

Spiral Review (CC.1.G.1)

2. Which shape has no flat surfaces? (Lesson 11.1)



3. Which flat surface does a cylinder have? (Lesson 11.5)

