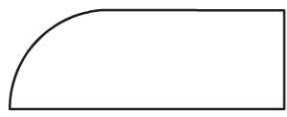


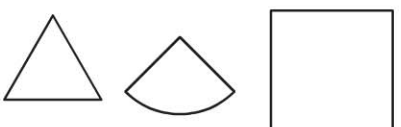
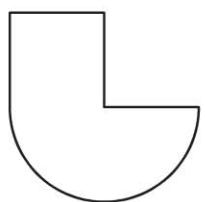



Name _____

Combine More Shapes


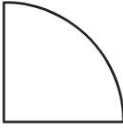
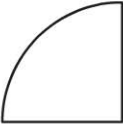
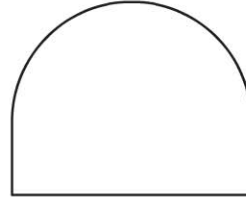
COMMON CORE STANDARD CC.1.G.2
Reason with shapes and their attributes.

Circle two shapes that can combine to make the shape on the left.

<p>1. </p>	
<p>2. </p>	
<p>3. </p>	

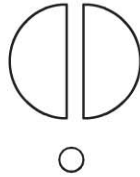

PROBLEM SOLVING REAL WORLD

4. Draw lines to show how the shapes on the left combine to make the new shape.

			
---	---	---	---
















Lesson Check (CC.1.G.2)

1. Which shapes can combine to make this new shape?



Spiral Review (CC.1.MD.4)

Use the picture graph to answer each question.

Our Favorite Activity						
	Swimming					
	Dancing					
	Drawing					

Each  stands for 1 child.

2. How many more children chose

 than ? (Lesson 10.1)

6 children

4 children

3 children

2 children

3. How many children chose 

and ? (Lesson 10.2)

10 children

9 children

7 children

4 children