


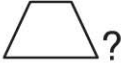


Name \_\_\_\_\_

## HANDS ON Lesson 12.3

### Combine Two-Dimensional Shapes

COMMON CORE STANDARD CC.1.G.2  
Reason with shapes and their attributes.

Use pattern blocks. Draw to show the blocks. Write how many blocks you used.

1. How many  make a ?      2. How many  make a ?



\_\_\_\_\_  make a .

\_\_\_\_\_  make a .

### PROBLEM SOLVING REAL WORLD



Use pattern blocks. Draw to show your answer.

3. 2  make a .

How many  make 4 ?

\_\_\_\_\_  make 4 .

**Lesson Check** (CC.1.G.2)



1. How many  do you use to make a ?

6

5

4

3

2. How many  do you use to make a ?

6

5

3

2

**Spiral Review** (CC.1.MD.2, CC.1.MD.3)

3. Use . Which string is about 5  long? (Lesson 9.4)



4. Look at the hour hand. What is the time? (Lesson 9.7)



half past 4:00

half past 5:00

5:00

4:00