

Name _____

HANDS ON Lesson 10.6

Make Tally Charts

COMMON CORE STANDARD CC.1.MD.4

Represent and interpret data.

Which color do most children like best? Ask 10 friends. Make 1 tally mark for each child's answer.

Favorite Color		Total
red		
blue		

1. How many children chose red?

_____ children

2. How many children chose blue?

_____ children

3. Circle the color that was chosen by fewer children.

red

blue

PROBLEM SOLVING

REAL WORLD

Jason asked 10 friends to choose their favorite game. He will ask 10 more children.




Our Favorite Game	
tag	I
kickball	III II
hopscotch	II

4. Predict. Which game will children most likely choose?

5. Predict. Which game will children least likely choose?

Lesson Check (CC.1.MD.4)

1. Which insect did the most children choose?

Our Favorite Insect		Total
 ladybug		3
 bee		1
 butterfly		7



Spiral Review (CC.1.NBT.2b, CC.1.NBT.3)

2. Which number is greater than 54? (Lesson 7.1)

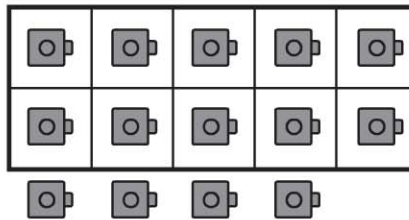
45

50

54

57

3. Which shows the same number? (Lesson 6.3)



4

10

14

41