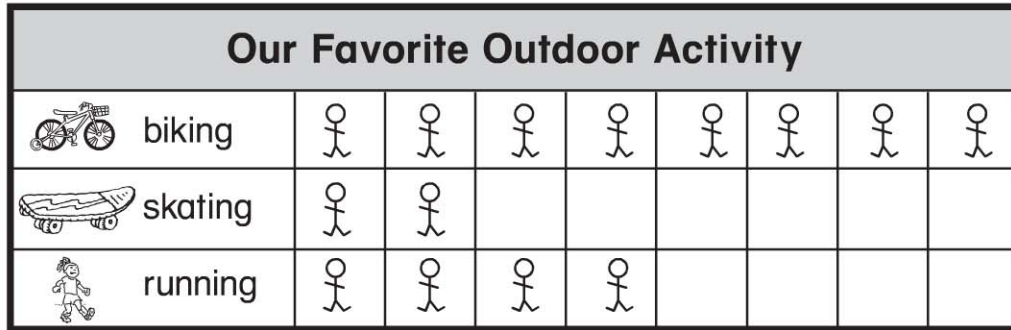


Name _____


Read Picture Graphs

COMMON CORE STANDARD CC.1.MD.4
Represent and interpret data.



Each  stands for 1 child.

Use the picture graph to answer the question.

1. How many children chose ?

_____ children

2. How many children chose  and  altogether?

_____ children

3. Which activity did the most children choose? Circle.



PROBLEM SOLVING REAL WORLD

Write a number sentence to solve the problem.
Use the picture graph at the top of the page.


4. How many more children chose  than ?

_____ more children

_____ ○ _____ ○ _____

Lesson Check (CC.1.MD.4)

Use the picture graph to answer the question.



Each 😊 stands for 1 child.

1. How many children do chores at home?

2 children

6 children

8 children

14 children

2. How many more children answered yes than no?

2 more

6 more

8 more

16 more

Spiral Review (CC.1.NBT.1, CC.1.NBT.5)

3. What number is ten less than 82? (Lesson 7.5)

92

83

81

72

4. Count forward. What number is missing? (Lesson 6.1)

110, 111, 112, _____, 114

100

113

114

115