

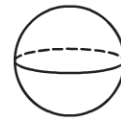
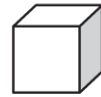
Name _____

Chapter 11 Extra Practice

Lesson 11.1 (pp. 457–460)

Use three-dimensional shapes.
Write the number of flat surfaces
for each shape.

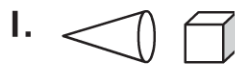
1. A cone has flat surfaces.
2. A cube has flat surfaces.
3. A cylinder has flat surfaces.
4. A rectangular prism has flat surfaces.



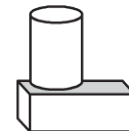
Lesson 11.2 (pp. 461–464)

Use three-dimensional shapes.

Combine.



**Which new shape can you
make? Circle it.**



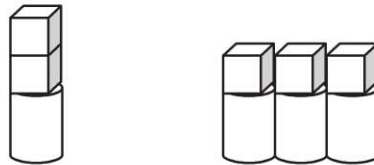
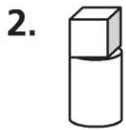
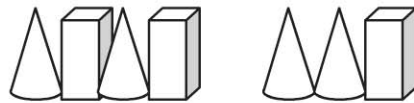
Lesson 11.3 (pp. 465–467)

Use three-dimensional shapes.

Build and Repeat.



Combine. Which new shape can you make? Circle it.



Lesson 11.5 (pp. 473–476)

Circle the objects you could trace to draw the shape.

