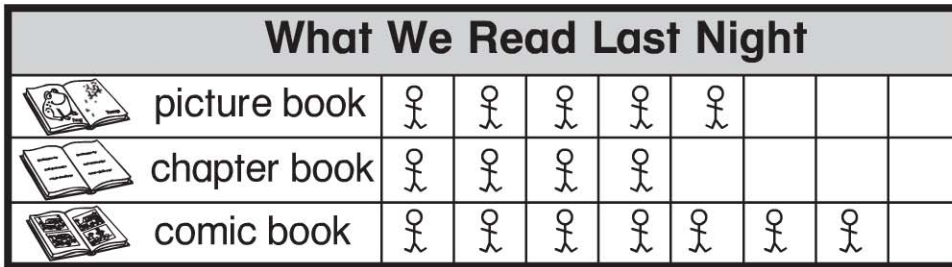


Name \_\_\_\_\_

## Chapter 10 Extra Practice

### Lessons 10.1 – 10.2 (pp. 413–420) .....

Use the picture graph to answer the question.



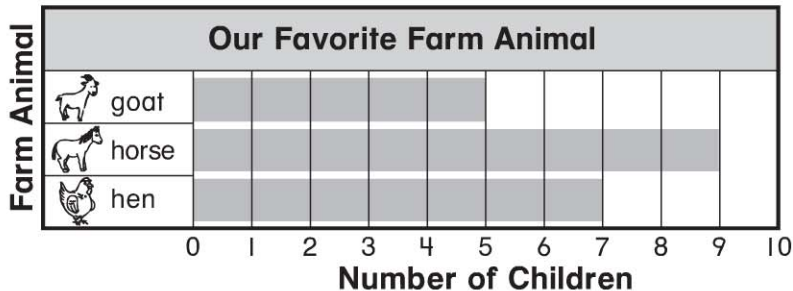
Each  stands for 1 child.

1. How many children read  last night? \_\_\_\_\_ children

2. Which book did the most children read? Circle.   

### Lesson 10.3 (pp. 421–424) .....

Use the bar graph to answer the question.



1. How many children chose



\_\_\_\_\_ children

2. How many more children


chose  than ?

\_\_\_\_\_ more children


**Lesson 10.4** (pp. 425–427)

Ask 10 friends which toy they like best.

1. Make a bar graph.





2. Which toy did the most children choose? Circle.



3. How many children chose ? \_\_\_\_\_ children

**Lessons 10.5 – 10.6** (pp. 429–436)

Complete the tally chart.

Our Favorite Class Pet		Total
 guinea pig	###	
 fish		

Use the tally chart to answer each question.

1. Which pet did more children choose? Circle.



2. How many more children chose



\_\_\_\_\_ more children

**P210** two hundred ten