

Name _____

Chapter 6 Extra Practice

Lesson 6.1 (pp. 241–244)

Use a Counting Chart. Count forward.

Write the numbers.

1. 32, _____, _____, _____, _____, _____, _____, _____, _____

2. 94, _____, _____, _____, _____, _____, _____, _____, _____

Lesson 6.2 (pp. 245–248)

Use a Counting Chart. Count by tens.

Write the numbers.

1. 33, _____, _____, _____, _____, _____, _____, _____, _____

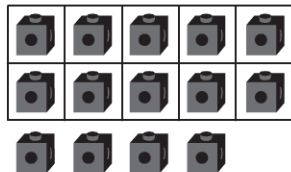
2. 11, _____, _____, _____, _____, _____, _____, _____, _____

Lesson 6.3 (pp. 249 – 252)

Use the model. Write the number

three different ways.

1.



_____ ten _____ ones

_____ + _____

Lessons 6.4 (pp. 253–256)


Use . Make groups of ten and ones.

Draw your work. Write how many.

17
seventeen

_____ ten _____ ones

Lesson 6.5 (pp. 257–259)

Use . Make groups of ten.
Write the tens and ones.

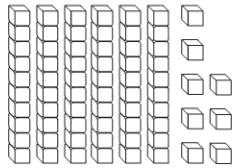
I. 70 ones

_____ tens _____ ones _____ tens = _____ seventy

Lessons 6.6 - 6.7 (pp. 261–268)



Write the numbers.

I.



_____ tens = _____ ones = _____

Lessons 6.9 - 6.10 (pp. 273–280)

Use   to model the number.

Write the number.

1.



2.



3.



4.



5.



6.