


Name \_\_\_\_\_

## ✓ Checkpoint

### Concepts and Skills


Use the picture graph to answer Exercises 1 and 2.



Each  stands for 1 child.

1. How many children choose an orange? \_\_\_\_\_
  2. Which fruit was chosen most often? \_\_\_\_\_
- 

Use the bar graph to answer Exercises 3 and 4.



3. Which pet did most children choose? \_\_\_\_\_
4. How many more children chose a cat than a bird?  
\_\_\_\_\_


5. Take a survey. Ask 8 classmates which sport is their favorite. Use tally marks to show their answers.

Our Favorite Sport	
Sport	Tally
baseball	
football	
soccer	

6. Did more children choose baseball or soccer? \_\_\_\_\_
- 

Circle to answer the question. Then write the shape name.

7. Which shape has 4 vertices?



\_\_\_\_\_

8. Which shape shows fourths?

