


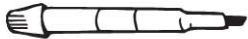







Name \_\_\_\_\_

## ✓ Checkpoint

### Concepts and Skills

Use real objects. Choose a unit to measure the length.  
Then measure.

	Object	Unit	Measurement
1.		 	about ____
2.		 	about ____
3.		 	about ____

How long is the yarn? Use the star ruler to measure.

4. 






\_\_\_\_\_ stars long



5. 



\_\_\_\_\_ stars long

Write 1, 2, and 3 to measure the strings from **shortest** to **longest**.  
Then measure with cubes. Write the lengths.

6. \_\_\_\_\_  \_\_\_\_\_ cubes long  
 \_\_\_\_\_  \_\_\_\_\_ cubes long  
 \_\_\_\_\_  \_\_\_\_\_ cubes long

7. \_\_\_\_\_  \_\_\_\_\_ cubes long  
 \_\_\_\_\_  \_\_\_\_\_ cubes long  
 \_\_\_\_\_  \_\_\_\_\_ cubes long

8. Read the clock. Choose the correct time.



- 8:00
- 8:30
- 9:00
- 9:30