

Name _____

Equal Shares

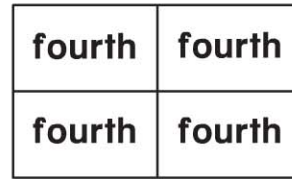
Essential Question How can you name two or four equal shares?

Model and Draw



2 equal shares

2 halves



4 equal shares


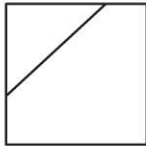
4 fourths

Share and Show

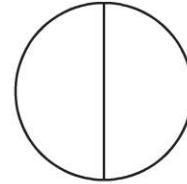
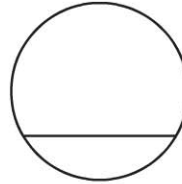


Circle the shape that shows equal shares. Write to name the equal shares.

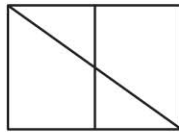
1.



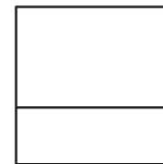
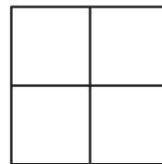
2.



3.



4.



© Houghton Mifflin Harcourt Publishing Company

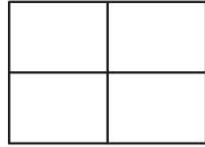



Math Talk Are all equal shares the same size and shape? Explain.

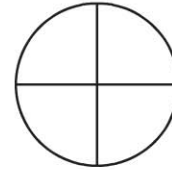
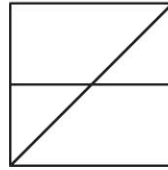
On Your Own

Circle the shape that shows equal shares. Write to name the equal shares.

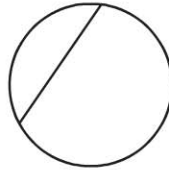
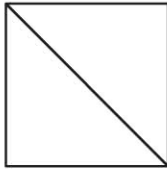
5.




6.



7.





8.



PROBLEM SOLVING REAL WORLD

9. Riley wants to share his cracker with a friend. Draw to show two different ways Riley can cut the cracker into equal shares.



TAKE HOME ACTIVITY • Ask your child to help you cut a piece of toast into fourths.