

Name _____

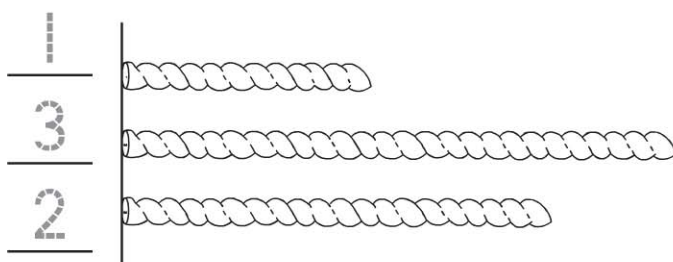
Compare Lengths

Essential Question How can you compare lengths of objects?

Model and Draw

First, write 1, 2, and 3 to order the strings from **shortest** to **longest**.

Then measure with .



about 3 

← Shortest


about 8 

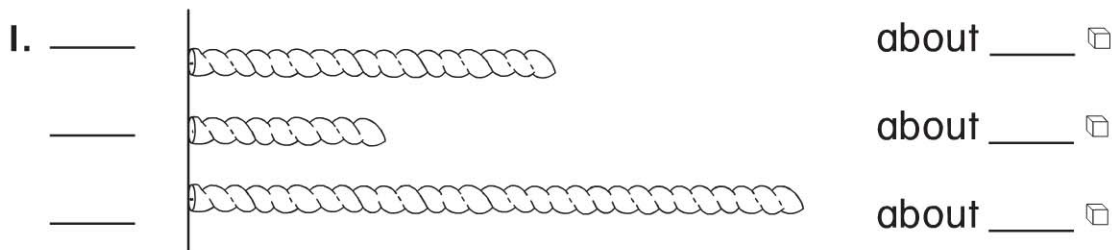
← Longest

about 6 

Share and Show



Write 1, 2, and 3 to order the strings from **shortest** to **longest**. Then measure with . Write the lengths.










© Houghton Mifflin Harcourt Publishing Company










Math Talk How can measuring with cubes tell you the order of the strings?

On Your Own


2. Write 1, 2, and 3 to order the strings from **shortest** to **longest**. Then measure with . Write the lengths.





_____		about _____ 
_____		about _____ 
_____		about _____ 

3. Write 1, 2, and 3 to order the strings from **shortest** to **longest**. Then measure with . Write the lengths.

_____		about _____ 
_____		about _____ 
_____		about _____ 

PROBLEM SOLVING REAL WORLD

4. Kate has these ribbons. Kate gives Hannah the longest one. Measure with  and write the length of Hannah's ribbon.

	about _____ 
	
	



TAKE HOME ACTIVITY • Give your child three strips of paper. Have your child cut them about 4 paper clips long, about 2 paper clips long, and about 5 paper clips long. Then have your child order the paper strips from shortest to longest.